



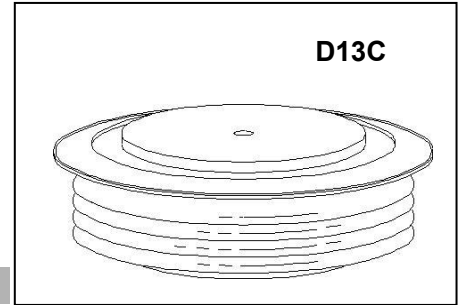
ZP2500- RECTIFIER DIODE

3800-4500V_{RRM}

GENERAL PURPOSE HIGH POWER STANDARD RECTIFIER

Features:

- . All diffused structure
- . High surge rating
- . Blocking capability up to 4500 volts
- . Ceramic housing hermetic package
- . Pressure assembled device



ELECTRICAL CHARACTERISTICS AND RATINGS

Reverse Blocking

Device Type	V _{RRM} (1)	V _{RSM} (1)
ZP2500-38	3800	3900
ZP2500-40	4000	4100
ZP2500-42	4200	4300
ZP2500-44	4400	4500
ZP2500-45	4500	4600

V_{RRM} = Repetitive peak reverse voltage

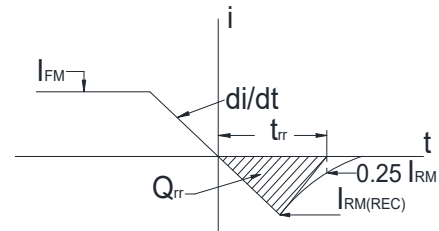
V_{RSM} = Non repetitive peak reverse voltage (2)

Repetitive peak reverse leakage current	I _{RRM}	5 mA 100 mA (3)
---	------------------	--------------------

Notes:

All ratings are specified for T_j=25 °C, unless otherwise stated

- (1) All voltage ratings are specified for an applied 50Hz/60Hz sinusoidal waveform over the temperature range 0 to +150 °C.
- (2) 10 msec. max. pulse width
- (3) Maximum value for T_j = 150 °C.
- (4) See parameter definition below :



reverse recovery characteristic

Conducting - on state

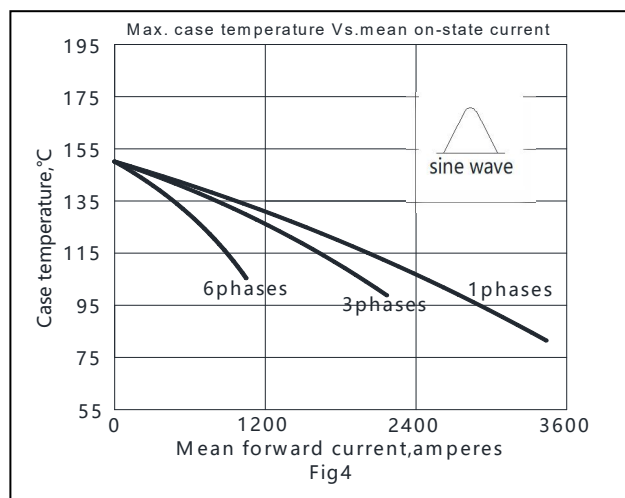
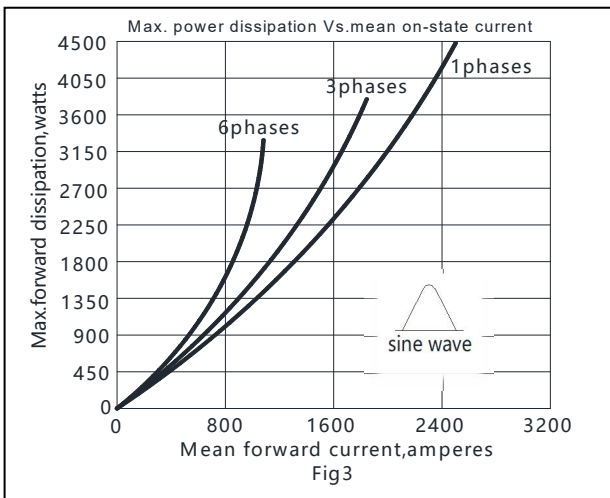
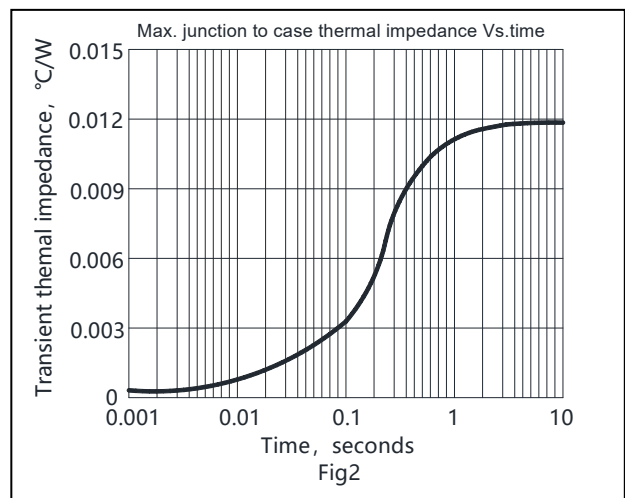
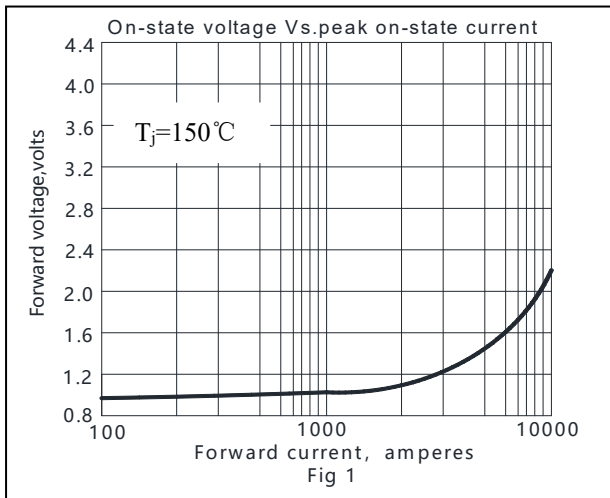
Parameter	Symbol	Min.	Max.	Typ.	Units	Conditions
Average forward current	I _{F(AV)}		2500		A	Sinewave 180°, T _c =100°C
RMS forward current	I _{FRMS}		3925		A	Nominal value
Peak one cycle surge (non repetitive) current	I _{FSM}		37500		A	10 msec (50Hz), sinusoidal wave-shape, 180° conduction, T _j =150°C
I square t	I ² t		7 × 10 ⁶		A ² s	10 msec
Peak forward voltage	V _{FM}		1.5		V	I _{FM} = 3000A; T _j =25°C
Threshold voltage	V _{FO}		0.85		V	T _j =150°C, I = 0.5 π I _{F(AV)} to 1.5 π I _{F(AV)}
Slope resistance	r _F		0.15		mΩ	T _j =150°C, I = 0.5 π I _{F(AV)} to 1.5 π I _{F(AV)}
Reverse Recovery Current (4)	I _{RM(REC)}				A	I _{FM} = 500 A; di/dt = -10 A/s; T _{jmax}
Reverse Recovery Charge (4)	Q _{rr}			5500	μC	I _{FM} = 500 A; di/dt = -10 A/s; T _{jmax}
Reverse Recovery Time (4)	t _{rr}				μs	I _{FM} = 500 A; di/dt = -10 A/s; T _{jmax}

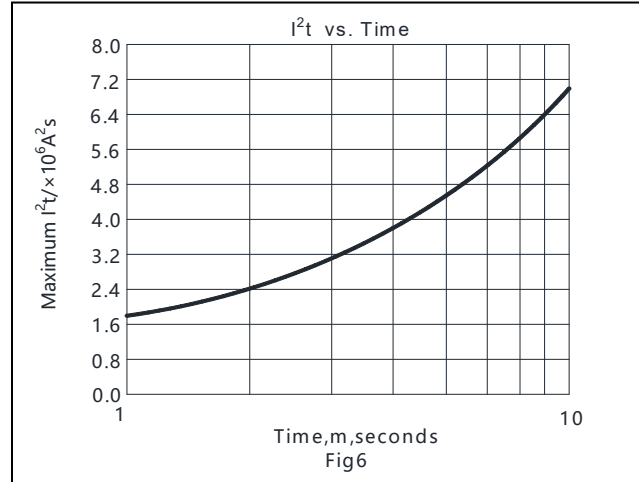
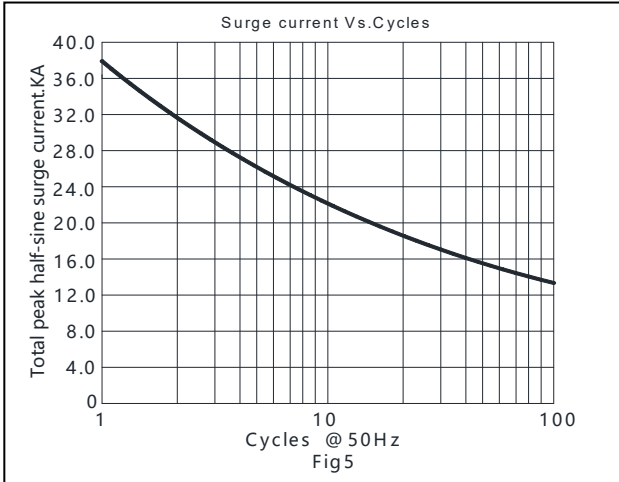
Parameter	Symbol	Min.	Max.	Typ.	Units	Conditions
Operating temperature	T_j	-40	+150		°C	
Storage temperature	T_{stg}	-40	+150		°C	
Thermal resistance - junction to case	$R_{\theta(j-c)}$		0.011		°C/W	Double sided cooled
Thermal resistance - case to heatsink	$R_{\theta(c-s)}$		0.003		°C/W	Double sided cooled
Mounting force	F	9	11	10	kN	
Weight	m			1.1	kg.	

* Mounting surfaces smooth, flat and greaseless

Graph

ZP2500-RECTIFIER DIODE





CASE OUTLINE AND DIMENSIONS

